

1


Fingerprint Review

<http://sciencespot.net/>

2

Ridge characteristics

▶ What kind of characteristic is shown?




A diagram showing three parallel ridges. A red arrow points to a small bridge-like connection between the top two ridges.

3

Ridge characteristics

▶ What kind of characteristic is shown?




A diagram showing two ridges. A red arrow points to a small dot on the top ridge.

4

Ridge characteristics

▶ What kind of characteristic is shown?




A diagram showing a single ridge that splits into two branches, forming a fork.

5

Ridge characteristics

▶ What kind of characteristic is shown?




A diagram showing three parallel ridges. A red arrow points to a small notch or gap in the top ridge.

6

Ridge characteristics


▶ What kind of characteristic is shown?



A diagram showing a single ridge that curves back to touch itself, forming a hook.


Ridge characteristics 7

▶ What kind of characteristic is shown?




Ridge characteristics 8

▶ What kind of characteristic is shown?




Ridge characteristics 9

▶ What kind of characteristic is shown?



Ridge characteristics 10


▶ How many different ridge characteristics can you find on this fingerprint?



https://www.dkfz.de/tbi/projects/bmcv/images/lu_it246_04s_fingerprint1.jpg


Patterns 11

▶ What kind of pattern is shown?



Patterns 12


▶ What kind of pattern is shown?



13

Patterns


▶ What kind of pattern is shown?



14

Patterns


▶ What kind of pattern is shown?



15

Patterns


▶ What kind of pattern is shown?



16

Patterns


▶ What kind of pattern is shown?



17

Patterns


▶ What kind of pattern is shown?



18

Patterns

▶ Can you identify each pattern?




Left hand

19

Patterns

► Can you identify each pattern?



B


Right hand

A square fingerprint image showing a pattern of ridges and valleys. A yellow box with the letter 'B' is placed in the top right corner of the image.

20

Patterns

► Can you identify each pattern?



C


Right hand

A square fingerprint image showing a pattern of ridges and valleys. A yellow box with the letter 'C' is placed in the bottom left corner of the image.

21

Patterns

► Can you identify each pattern?



D


Right hand

A square fingerprint image showing a pattern of ridges and valleys. A yellow box with the letter 'D' is placed in the bottom left corner of the image.

22

Patterns

► Can you identify each pattern?



E

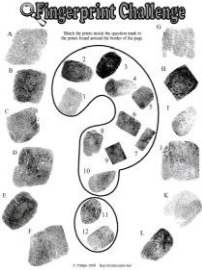
Left hand

A square fingerprint image showing a pattern of ridges and valleys. A yellow box with the letter 'E' is placed in the bottom right corner of the image.

23

Fingerprint challenge

► Show at least three common features for each match



A diagram titled "Fingerprint Challenge" showing a hand with various fingerprint patterns labeled A through L. The patterns are arranged around the hand, with some overlapping. The diagram is used to illustrate the challenge of identifying common features between different fingerprint patterns.